

# Cruise Industry News

February 2022



## Cruise Ships in Service





# Cruise Ships in Service

## February 2022

No. 8 | Feb. 1, 2022 | [www.CruiseIndustryNews.com](http://www.CruiseIndustryNews.com)

### Cruise Industry Restart Tracking

In Service Capacity Data	Cruise Brands	Cruise Ships	Total Berths	Average Capacity Per Ship
February 2022	64	230	420,711	1,829
January 2022	68	242	433,999	1,793
December 2021	68	239	425,880	1,782
November 2021	64	230	392,685	1,707
October 2021	65	206	353,186	1,714
September 2021	64	205	326,191	1,591
August 2021	65	190	276,336	1,454
July 2021	50	140	182,077	1,301
June 2021	28	74	85,262	1,152
May 2021	20	48	51,570	1,074
April 2021	16	22	27,308	1,241
March 2021	12	15	25,607	1,707
February 2021	12	14	22,917	1,637
January 2021	13	15	26,167	1,744
December 2020	14	16	30,671	1,917
November 2020	13	16	25,178	1,679
October 2020	17	24	34,270	1,428
September 2020	11	20	24,024	1,201

Data: © Cruise Industry News

The *Cruise Industry News* team is available for custom research projects covering all aspects of the global cruise business with a key focus on capacity and supply analytics. Contact us today to learn more – [research@cruiseindustrynews.com](mailto:research@cruiseindustrynews.com)

**Cruise Ships in Service**  
February 2022

**PUBLISHERS**  
Angela Reale Mathisen  
Oivind Mathisen

**EDITOR**  
Oivind Mathisen

**MANAGING EDITOR**  
Monty Mathisen

**ASSISTANT EDITORS**  
Daniel Capella  
Maria Romanenko

**DESIGN**  
Blackonwhite Design

Address all editorial inquiries, subscription and advertising requests to Cruise Industry News, 441 Lexington Avenue, New York, NY 10017. Telephone: (212) 986-1025. Telefax: (212) 986-1033. E-mail: [cin@cruiseindustrynews.com](mailto:cin@cruiseindustrynews.com). Materials in this publication may not be reproduced in any form without written permission from Cruise Industry News.

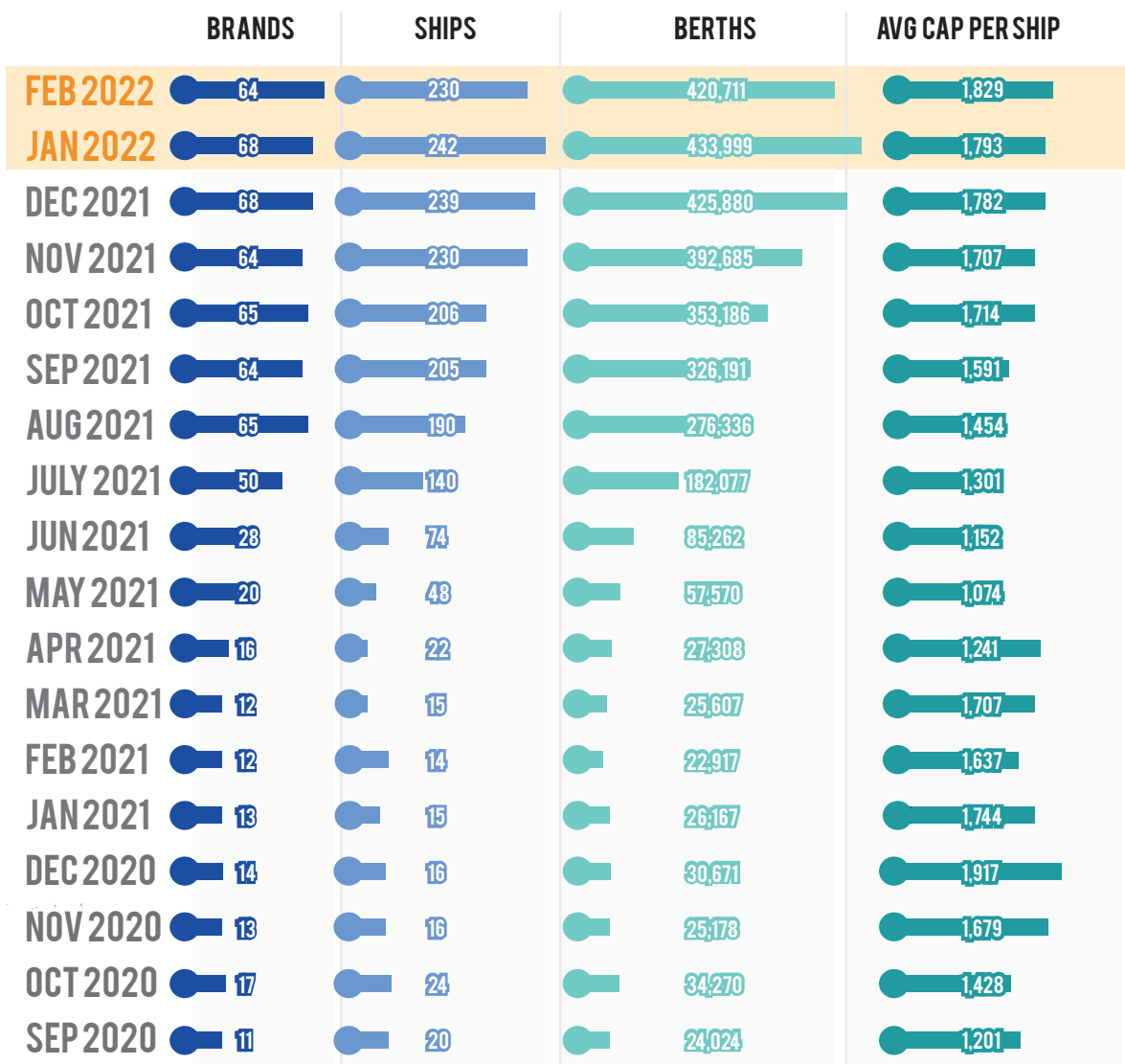
Cover: Top: Carnival Horizon; Bottom: Swan Hellenic's Minerva

Source: Cruise Industry News | [www.CruiseIndustryNews.com](http://www.CruiseIndustryNews.com)

# FEBRUARY 2022

## Cruise Capacity

Cruise Industry News



<b>Ocean Ships In Service (February 2022):</b>	<b>230 Ships</b>
<b>Cruise Lines Operating</b>	<b>64 Brands</b>
<b>Average Capacity:</b>	<b>1,829 Passengers</b>
<b>Total Berths at 100%:</b>	<b>420,711 Berths</b>

## • Royal Caribbean International •

**Ship:** Quantum of the Seas

**Capacity (at 100% Occupancy):** 4,100

**Built:** 2014

**Homeport:** Singapore

**Itinerary:** Short cruises to nowhere, exclusive to Singapore residents

**Status:** Sailing

**Ship:** Freedom of the Seas

**Capacity (at 100% Occupancy):** 3,600

**Built:** 2006

**Homeport:** Miami (United States)

**Itinerary:** Short cruises to the Bahamas

**Status:** Sailing

**Ship:** Odyssey of the Seas

**Capacity (at 100% Occupancy):** 4,200

**Built:** 2021

**Homeport:** Fort Lauderdale (United States)

**Itinerary:** Bahamas, Western and Southern Caribbean

**Status:** Sailing

**Ship:** Allure of the Seas

**Capacity (at 100% Occupancy):** 5,400

**Built:** 2010

**Homeport:** Fort Lauderdale (United States)

**Itinerary:** Bahamas, Western and Eastern Caribbean

**Status:** Sailing

**Ship:** Symphony of the Seas

**Capacity (at 100% Occupancy):** 5,448


**Built:** 2018

**Homeport:** Miami (United States)

**Itinerary:** Bahamas, Western and Eastern Caribbean

**Status:** Sailing

# Executive Guide 2022



All the contacts at the cruise lines are at your fingertips: Addresses, key executives, websites, email formats, fax and phone numbers of all the cruise lines throughout the world.

Wide-ranging executive contacts involved in decision making, ship deployment, food and beverage purchasing, IT, finance, marine and hotel, drydocks and refurbs and much more.

Includes detailed summaries of each cruise line as a complete listing of ships for each brand, with year built and passenger capacity.

ORDER TODAY **\$199**

**120+**

Cruise Lines +  
Operators

**1,600+**

Names

**EASY TO READ  
FORMAT  
USEFUL FOR:**

All decision makers, port executives, suppliers, vendors, agents, anyone who needs to reach key people at the cruise lines.



**Download Now!**

[CruiseIndustryNews.com](http://CruiseIndustryNews.com)

**Ship:** Independence of the Seas  
**Capacity (at 100% Occupancy):** 3,600  
**Built:** 2008  
**Homeport:** Port Canaveral (United States)  
**Itinerary:** Short cruises to the Bahamas  
**Status:** Sailing

**Ship:** Harmony of the Seas  
**Capacity (at 100% Occupancy):** 5,448  
**Built:** 2016  
**Homeport:** Port Canaveral (United States)  
**Itinerary:** Bahamas and Western Caribbean  
**Status:** Sailing

**Ship:** Mariner of the Seas  
**Capacity (at 100% Occupancy):** 3,100  
**Built:** 2003  
**Homeport:** Port Canaveral (United States)  
**Itinerary:** Four- and five-night to Bahamas, Mexico and Labadee  
**Status:** Sailing

**Ship:** Oasis of the Seas  
**Capacity (at 100% Occupancy):** 5,400  
**Built:** 2009  
**Homeport:** Miami (United States)  
**Itinerary:** Bahamas, Western and Eastern Caribbean  
**Status:** Sailing

**Ship:** Liberty of the Seas  
**Capacity (at 100% Occupancy):** 3,600  
**Built:** 2007  
**Homeport:** Galveston (United States)  
**Itinerary:** Seven-night Western Caribbean  
**Status:** Sailing

**Ship:** Spectrum of the Seas  
**Capacity (at 100% Occupancy):** 4,200  
**Built:** 2019  
**Homeport:** Hong Kong  
**Itinerary:** Seacations for local residents  
**Status:** Cruises suspended – first sailing now scheduled on February 4

**Ship:** Explorer of the Seas  
**Capacity (at 100% Occupancy):** 3,100  
**Built:** 2000  
**Homeport:** San Juan (Puerto Rico)  
**Itinerary:** Southern and Eastern Caribbean  
**Status:** Sailing

Source: Cruise Industry News | [www.CruiseIndustryNews.com](http://www.CruiseIndustryNews.com)




# 2022

# DRYDOCK AND REFURB REPORT

Projected Long-Term Refit Schedule

In-Depth Refurb Market Analysis and Trends



### Drydocks

#### 2022 PROJECTED

Note: This data is based on research by Cruise Industry News and is subject to change. It represents the general and publicly available information that is available to the public.

LINE	SHIP	BUILT	TONNAGE	CAPACITY	REFIT	DATE	YEAR	REFIT DURATION
Asia	Ana II	1990	48,021	840	Asia	CI	2022	CI 2020
Holland America	Ona Boreg (Formerly)	2002	10,000	1,000	Europe	CI	2022	CI 2020
C&C	Costa Concordia	1990	85,610	2,114	Asia	CI	2022	March 2020
Holland America	Westerdam	2004	88,709	1,948	Asia	Jan	2022	Jan 2020
Norwegian	Norwegian Spirit	1998	75,398	1,966	Europe	Jan	2022	Jan 2020
PHO Australia	Pacific Explorer	1997	77,499	2,018	Asia	Feb	2022	Feb 2020
THI	Mani Schif 4	2015	99,020	2,500	Europe	Feb	2022	Feb 2020
Wintour	Star Legend	1988	9,951	232	Europe	CI	2022	CI 2020
ADA	ADAmis	2002	42,389	1,206	Asia	March	2022	March 2020
Royal Caribbean	Serenade of the Seas	2000	90,000	2,100	Asia	March	2022	Nov 2017
Bahamas Paradise	Grand Chateau	1991	10,000	1,300	Caribbean	March	2022	March 2020
PHO	Ventura	2008	113,851	3,000	Europe	March	2022	March 2020
Royal Caribbean	Explorer of the Seas	1999	197,276	5,138	Europe	March	2022	March 2020
Royal Caribbean	Freedom of the Seas	2006	154,607	3,634	Caribbean	March	2022	March 2020
Costa Cruises	Silva Spirit	2006	38,000	840	Europe	March	2022	March 2020
AZAMARA	Azamara Quest	2000	30,277	700	Asia	March	2022	April 2019
Marella	Marella Explorer 1	1994	71,713	1,968	Europe	CI	2022	CI 2019
Oceania	Rapara	1998	30,277	700	Caribbean	CI	2022	CI 2019
Costa Cruises	Costa Concordia	2002	85,000	2,114	Caribbean	CI	2022	Feb 2019
Seafair	Columbus	1989	43,524	1,400	Europe	CI	2022	Nov 2019
Ships	Magellan	1985	44,050	1,400	Europe	CI	2022	Nov 2019
Phoenix Britain	Arwen	1988	37,645	765	Europe	April	2022	April 2020
PHO	Bahama	1988	43,000	1,340	Europe	April	2022	Dec 2019
MSC	MSC Seaside	2017	84,100	2,170	Europe	April	2022	April 2020
PHO	Royal Princess	2014	141,000	3,600	Europe	April	2022	Jan 2020
Cyprus	Cyprus Symphony	1995	51,044	840	Europe	April	2022	April 2020
Phoenix Britain	Arwen	1991	38,717	844	Europe	April	2022	Nov 2018
Holland America	Zaanland	2000	60,508	1,440	Caribbean	April	2022	April 2020
MSC	MSC Splendida	2006	118,000	3,200	Europe	April	2022	April 2020
PHO	Azura	2010	113,451	3,076	Europe	April	2022	April 2020
Phoenix	La Reina	2010	10,444	224	Europe	April	2022	April 2020
Royal Caribbean	Arden	2015	168,86	4,180	Europe	April	2022	April 2020
PHO	Swire Dream II	1984	4,333	110	Europe	April	2022	April 2020
PHO	Star Ocean	2000	40,338	1,280	Europe	May	2022	May 2020
Wintour	Star Clipper	2013	42,830	618	Europe	May	2022	May 2019
PHO	Star Pride	1991	2,568	170	Europe	May	2022	May 2020
PHO	Brewer	1990	21,000	977	Europe	May	2022	Nov 2019
Wintour	Star Pride	1988	9,975	212	Europe	June	2022	June 2020
Oceania	Nautica	2000	30,277	700	Europe	July	2022	Nov 2020
Norwegian	Norwegian Jade	2006	93,568	2,400	Europe	Aug	2022	Aug 2020

### Drydocks

#### Trends for 2022 Refurb Projects

- Big Data:** The latest tech is being forced into the process that keeps the ship connected to the shore, but passengers connected to their devices.
- Medical Center Upgrades:** Cruise operators will need to make changes to medical centers onboard.
- More Balconies:** Adding balcony amenities will improve ticket pricing.
- Propulsion Innovations:** The latest propulsion technologies will reduce fuel savings, as do prop overhauls.
- Engine Room Tweaks:** From engine overhauls to new fuel optimization, retrofitting engines means efficiency means survival.
- Deck Stairways and Inspections:** Operators will be looking to get stair-back into service, and inspectors the first priority is returned during drydockings.
- Lifeset Changes:** Changing up deployment. Some lines will add more tender, and add energy. Otherwise, don't work to continue during drydockings.
- More Food and Beverage:** As the new players enter to new food and beverage options, these outlets are quick to be rolled back across the fleet, meaning the interior work.

Download Now!

**Ship:** Adventure of the Seas  
**Capacity (at 100% Occupancy):** 3,100  
**Built:** 2001  
**Homeport:** Galveston (United States)  
**Itinerary:** Four and five-night cruises to Mexico  
**Status:** Sailing

**Ship:** Anthem of the Seas  
**Capacity (at 100% Occupancy):** 4,100  
**Built:** 2015  
**Homeport:** Cape Liberty (United States)  
**Itinerary:** Eastern and Southern Caribbean  
**Status:** Sailing

**Ship:** Jewel of the Seas  
**Capacity (at 100% Occupancy):** 2,000  
**Built:** 2004  
**Homeport:** Miami (United States)  
**Itinerary:** Western and Eastern Caribbean  
**Status:** Cruises suspended – first sailing now scheduled on February 20

**Ship:** Navigator of the Seas  
**Capacity (at 100% Occupancy):** 3,100  
**Built:** 2002  
**Homeport:** Los Angeles (United States)  
**Itinerary:** West Coast and Mexican Riviera  
**Status:** Sailing

**Ship:** Grandeur of the Seas  
**Capacity (at 100% Occupancy):** 1,950  
**Built:** 1996  
**Homeport:** Bridgetown (Barbados)  
**Itinerary:** Central America, Southern and Eastern Caribbean  
**Status:** Sailing

**Ship:** Brilliance of the Seas  
**Capacity (at 100% Occupancy):** 2,000  
**Built:** 2002  
**Homeport:** Tampa (United States)  
**Itinerary:** Bahamas and Mexico  
**Status:** Sailing





# KEY SHIP & FLEET DATA

**Cruise Industry News** Special Report

**Cruise Industry News** Special Report

Cruise Line	Ship	Built	Tonnage	Passen	Crew	Cost	Shipyard	Length	Width
3	AIDA Cruises AIDAcosma	2021	183,900	5,400	1,500	\$950,000,000	Meyer Werft	337	42
4	AIDA Cruises AIDAnova	2018	183,900	5,000	1,500	\$950,000,000	Meyer Werft	337	42
5	AIDA Cruises AIDAprilia	2017	125,000	3,250	900	\$645,000,000	Mitsubishi Heavy Ind	300	37
6	AIDA Cruises AIDAprima	2016	125,000	3,250	900	\$645,000,000	Mitsubishi Heavy Ind	299.95	37.65
7	AIDA Cruises AIDAstella	2013	71,300	2,192	620	\$575,000,000	Meyer Werft	253.26	32.2
8	AIDA Cruises AIDAmara	2012	71,000	2,174	620	\$575,000,000	Meyer Werft	253.22	32.2
9	AIDA Cruises AIDAsol	2011	71,000	2,174	609	\$570,000,000	Meyer Werft	253.33	32.2
10	AIDA Cruises AIDAbella	2010	71,000	2,174	607	\$525,000,000	Meyer Werft	253.33	32.2
11	AIDA Cruises AIDAluna	2009	68,500	2,030	607	\$400,000,000	Meyer Werft	252	32.2
12	AIDA Cruises AIDAbella	2008	68,500	2,030	646	\$400,000,000	Meyer Werft	251.89	37.6
13	AIDA Cruises AIDAdiva	2007	68,500	2,030	646	\$400,000,000	Meyer Werft	251.89	37.6
14	AIDA Cruises AIDAaura	2003	42,200	1,270	418	\$200,000,000	Aker MTW	202.78	28.1
15	AIDA Cruises AIDAvita	2002	42,200	1,270	426	\$200,000,000	Aker MTW	202.85	35.5
16	AIDA Cruises AIDAmira	1999	46,200	1,248	670	\$240,000,000	Chantiers de l'Atlantique	216	28.8
17	AIDA Cruises AIDAcara	1996	38,600	1,186	360	\$200,000,000	Kvaerner Masa-Yard	193.3	27.58
69	Carnival Mardi Gras	2021	183,900	5,200	1,682	\$950,000,000	Meyer Turku	337	42
70	Carnival Carnival Panorama	2019	135,000	4,000	1,450	\$780,000,000	Fincantieri	322	37
71	Carnival Carnival Horizon	2018	135,000	4,000	1,450	\$780,000,000	Fincantieri	322	37
72	Carnival Carnival Vista	2016	135,000	4,000	1,450	\$780,000,000	Fincantieri	322	37
73	Carnival Carnival Breeze	2012	130,000	3,650	1,386	\$735,000,000	Fincantieri	306.02	37.2
74	Carnival Carnival Magic	2011	130,000	3,650	1,380	\$735,000,000	Fincantieri	306	37.2
75	Carnival Carnival Dream	2009	130,000	3,650	1,369	\$672,000,000	Fincantieri	306.02	37.2
76	Carnival Carnival Splendour	2008	113,300	3,000	1,150	\$500,000,000	Fincantieri	290	32.2
77	Carnival Carnival Freedom	2007	110,000	2,974	1,150	\$550,000,000	Fincantieri	290.2	35.4
78	Carnival Carnival Liberty	2005	110,000	2,974	1,160	\$450,000,000	Fincantieri	290.2	35.4
79	Carnival Costa Magica	2004	103,000	2,720	1,027	\$400,000,000	Fincantieri	271	34
80	Carnival Carnival Valor	2004	110,000	2,974	1,180	\$500,000,000	Fincantieri	290.2	35.4
81	Carnival Carnival Miracle	2004	88,500	2,100	930	\$375,000,000	Kvaerner Masa-Yard	294	32
82	Carnival Carnival Glory	2003	110,000	2,974	1,150	\$500,000,000	Fincantieri	290.2	35.4
83	Carnival Carnival Conquest	2002	110,000	2,974	1,150	\$500,000,000	Fincantieri	290.5	35.4
84	Carnival Carnival Legend	2002	88,500	2,100	930	\$375,000,000	Kvaerner Masa-Yard	294	32
85	Carnival Carnival Pride	2001	88,500	2,100	930	\$375,000,000	Kvaerner Masa-Yard	294	32
86	Carnival Carnival Spirit	2001	88,500	2,100	961	\$375,000,000	Kvaerner Masa-Yard	293.52	32.31
87	Carnival Carnival Radiance	2000/2011	101,509	2,984	1,108	\$430,000,000	Fincantieri/Navantia	272.16	35.36
88	Carnival Carnival Sunrise	1999/2011	101,509	2,984	1,108	\$400,000,000	Fincantieri/Navantia	272.3	35.5
89	Carnival Carnival Elation	1998	70,367	2,040	920	\$315,000,000	Kvaerner Masa-Yard	261	31.5
6	AIDA Cruises AIDAprima	2016	125,000	3,250	900	\$645,000,000	Mitsubishi Heavy Ind	299.95	37.65
7	AIDA Cruises AIDAstella	2013	71,300	2,192	620	\$575,000,000	Meyer Werft	253.26	32.2
8	AIDA Cruises AIDAmara	2012	71,000	2,174	620	\$575,000,000	Meyer Werft	253.22	32.2
9	AIDA Cruises AIDAsol	2011	71,000	2,174	609	\$570,000,000	Meyer Werft	253.33	32.2
10	AIDA Cruises AIDAbella	2010	71,000	2,174	607	\$525,000,000	Meyer Werft	253.33	32.2
11	AIDA Cruises AIDAluna	2009	68,500	2,030	607	\$400,000,000	Meyer Werft	252	32.2
12	AIDA Cruises AIDAbella	2008	68,500	2,030	646	\$400,000,000	Meyer Werft	251.89	37.6
13	AIDA Cruises AIDAdiva	2007	68,500	2,030	646	\$400,000,000	Meyer Werft	251.89	37.6
14	AIDA Cruises AIDAaura	2003	42,200	1,270	418	\$200,000,000	Aker MTW	202.78	28.1
15	AIDA Cruises AIDAvita	2002	42,200	1,270	426	\$200,000,000	Aker MTW	202.85	35.5

- ✓ Guests
- ✓ Crew
- ✓ Length
- ✓ Width
- ✓ Draft
- ✓ Scrubber
- ✓ Shorepower

# OVER 500 SHIPS

Current Fleet + New Ship Orderbook

 **Download Now**

[www.CruiseIndustryNews.com](http://www.CruiseIndustryNews.com)

**Ship:** Enchantment of the Seas  
**Capacity (at 100% Occupancy):** 2,250  
**Built:** 1997  
**Homeport:** Baltimore (United States)  
**Itinerary:** Bahamas, Caribbean and United States East Coast  
**Status:** Sailing

**Royal Caribbean International Summary**

**Ships:** 19  
**Berths:** 69,696

---

• **Carnival Cruise Line** •

**Ship:** Carnival Vista  
**Capacity (at 100% Occupancy):** 4,000  
**Built:** 2016  
**Homeport:** Galveston (United States)  
**Itinerary:** Week-long cruises to the Western Caribbean  
**Status:** Sailing

**Ship:** Carnival Horizon  
**Capacity (at 100% Occupancy):** 4,000  
**Built:** 2018  
**Homeport:** Miami (United States)  
**Itinerary:** Six- and eight-night cruises to the Western, Eastern and Southern Caribbean  
**Status:** Sailing

**Ship:** Carnival Breeze  
**Capacity (at 100% Occupancy):** 3,650  
**Built:** 2012  
**Homeport:** Galveston (United States)  
**Itinerary:** Short cruises to Mexico  
**Status:** Sailing

**Ship:** Mardi Gras  
**Capacity (at 100% Occupancy):** 5,200  
**Built:** 2021  
**Homeport:** Port Canaveral (United States)  
**Itinerary:** Seven-day cruises to the Eastern and Western Caribbean  
**Status:** Sailing

**Ship:** Carnival Magic  
**Capacity (at 100% Occupancy):** 3,650  
**Built:** 2011  
**Homeport:** Port Canaveral (United States)  
**Itinerary:** Six- and eight-night cruises to the Eastern and Southern Caribbean  
**Status:** Sailing

Source: Cruise Industry News | [www.CruiseIndustryNews.com](http://www.CruiseIndustryNews.com)



# ANNUAL REPORT

New **2022** Edition

Presented by Cruise Industry News

## 2022 Cruise Industry

Worldwide

- Ships
- Berths
- Market Capacity

2024 2025 2026 2027

Ships: 28  
Berths: 13,893  
Capacity: 1,589,586  
Market Share: 8.9%

Geeting Hong Kong  
Ships: 9  
Berths: 13,893  
Capacity: 1,589,586  
Market Share: 3.6%

**SUMMARY**  
Ships: 276  
Berths: 538,292  
Capacity: 19,359,094  
Market Share: 87.0%

Tradewind Voyages  
Nico Cruises  
Others

**2022 Annual Report**

35<sup>TH</sup> EDITION

## 2027: THE LARGEST CRUISE COMPANIES WORLDWIDE

Company	Ships	Berths	Capacity	Market Share
Carnival Corporation	25	78,736	4,839,228	12.0%
Costa	15	48,796	2,835,268	7.3%
Princess	18	55,660	2,293,330	5.9%
AIDA	16	42,440	1,764,164	4.6%
MSC Cruises	11	22,660	824,700	2.1%
America	7	23,955	783,489	2.0%
Carnival	2	19,000	676,000	1.7%
Costa	3	7,186	413,872	1.1%
Line	4	9,712	395,884	0.9%
msc	7	3,086	96,500	0.2%
<b>Total</b>	<b>168</b>	<b>300,243</b>	<b>14,626,135</b>	<b>37.3%</b>

## BRANDS

Brand	Ships	Berths	Capacity	Market Share
Carnival Corporation	18	58,976	2,379,690	48.6%
MSC Cruises	11	37,364	1,219,084	24.9%
Costa	15	37,040	1,173,144	24.0%
Princess	4	3,070	60,968	1.2%
AIDA	1	800	25,600	0.5%
MSC Cruises	1	1,288	25,320	0.5%
Line	1	420	9,660	0.3%
<b>Total</b>	<b>61</b>	<b>138,936</b>	<b>4,693,766</b>	<b>100%</b>

## NORTH AMERICAN CRUISE CAPACITY

SHIPS

BERTHS

MARKET CAPACITY

2016 2017 2018 2019 2020 2021 2022 2023 2024 2025 2026 2027

- Capacity Projections Through 2027
- Fully Updated Supply Projections
- All the Data You Need!

ORDER NOW



**Ship:** Carnival Sunrise  
**Capacity (at 100% Occupancy):** 2,984  
**Built:** 1999  
**Homeport:** Miami (United States)  
**Itinerary:** Four- and five-day cruises to the Bahamas, Eastern and Western Caribbean  
**Status:** Sailing

**Ship:** Carnival Panorama  
**Capacity (at 100% Occupancy):** 4,000  
**Built:** 2019  
**Homeport:** Long Beach (United States)  
**Itinerary:** Seven-day Mexican Riviera  
**Status:** Sailing

**Ship:** Carnival Glory  
**Capacity (at 100% Occupancy):** 2,974  
**Built:** 2003  
**Homeport:** New Orleans (United States)  
**Itinerary:** Week-long Western Caribbean cruises  
**Status:** Sailing

**Ship:** Carnival Pride  
**Capacity (at 100% Occupancy):** 2,100  
**Built:** 2001  
**Homeport:** Tampa (United States)  
**Itinerary:** Western Caribbean and Panama Canal  
**Status:** Sailing

**Ship:** Carnival Dream  
**Capacity (at 100% Occupancy):** 3,650  
**Built:** 2009  
**Homeport:** Galveston (United States)  
**Itinerary:** Six- and eight-night cruises to the Western Caribbean and the Bahamas  
**Status:** Sailing

**Ship:** Carnival Miracle  
**Capacity (at 100% Occupancy):** 2,124  
**Built:** 2004  
**Homeport:** Long Beach (United States)  
**Itinerary:** Baja California, Mexico and Hawaii  
**Status:** Sailing

**Ship:** Carnival Freedom  
**Capacity (at 100% Occupancy):** 2,974  
**Built:** 2007  
**Homeport:** Miami (United States)  
**Itinerary:** Six- and eight-night Southern and Eastern Caribbean  
**Status:** Sailing

Source: Cruise Industry News | [www.CruiseIndustryNews.com](http://www.CruiseIndustryNews.com)



**Ship:** Carnival Elation

**Capacity (at 100% Occupancy):** 2,040

**Built:** 1998

**Homeport:** Port Canaveral (United States)

**Itinerary:** Four- and five-day cruises to the Bahamas and Eastern Caribbean

**Status:** Sailing

**Ship:** Carnival Valor

**Capacity (at 100% Occupancy):** 2,974

**Built:** 2004

**Homeport:** New Orleans (United States)

**Itinerary:** Short cruises to Mexico

**Status:** Sailing

**Ship:** Carnival Legend

**Capacity (at 100% Occupancy):** 2,100

**Built:** 2002

**Homeport:** Baltimore (United States)

**Itinerary:** Seven-day cruises to the Bahamas

**Status:** Sailing

**Ship:** Carnival Conquest

**Capacity (at 100% Occupancy):** 2,974

**Built:** 2002

**Homeport:** Miami (United States)

**Itinerary:** Short cruises to the Bahamas and Mexico

**Status:** Sailing

**Ship:** Carnival Radiance

**Capacity (at 100% Occupancy):** 2,984

**Built:** 2000

**Homeport:** Long Beach (United States)

**Itinerary:** Short cruises to Baja California, Mexico

**Status:** Sailing

**Ship:** Carnival Sunshine

**Capacity (at 100% Occupancy):** 2,964

**Built:** 1996

**Homeport:** Charleston (United States)

**Itinerary:** Bahamas and Eastern Caribbean

**Status:** Sailing

**Ship:** Carnival Liberty  
**Capacity (at 100% Occupancy):** 2,974  
**Built:** 2005  
**Homeport:** Port Canaveral (United States)  
**Itinerary:** Short cruises to the Bahamas  
**Status:** Sailing

### **Carnival Cruise Line Summary**

**Ships:** 19  
**Berths:** 60,316

---

## • MSC Cruises •

**Ship:** MSC Grandiosa  
**Capacity (at 100% Occupancy):** 4,888  
**Built:** 2019  
**Homeport:** Genoa (Italy)  
**Itinerary:** Week-long Western Mediterranean  
**Status:** Sailing

**Ship:** MSC Virtuosa  
**Capacity (at 100% Occupancy):** 4,888  
**Built:** 2021  
**Homeport:** Dubai (UAE)  
**Itinerary:** Middle East visiting Qatar, UAE and more  
**Status:** Sailing

**Ship:** MSC Magnifica  
**Capacity (at 100% Occupancy):** 2,550  
**Built:** 2010  
**Homeport:** Hamburg (Germany) and Southampton (England)  
**Itinerary:** Northern and Western Europe  
**Status:** Cruises suspended – first sailing now scheduled on February 6

**Ship:** MSC Seaview  
**Capacity (at 100% Occupancy):** 4,140  
**Built:** 2018  
**Homeport:** Bridgetown (Barbados) and Philipsburg (St. Maarten)  
**Itinerary:** Southern and Eastern Caribbean  
**Status:** Sailing

**Ship:** MSC Bellissima  
**Capacity (at 100% Occupancy):** 4,500  
**Built:** 2019  
**Homeport:** Jeddah (Saudi Arabia)  
**Itinerary:** Red Sea cruises visiting Saudi Arabia and Jordan  
**Status:** Sailing



**Ship:** MSC Seashore  
**Capacity (at 100% Occupancy):** 4,560  
**Built:** 2021  
**Homeport:** Miami (United States)  
**Itinerary:** Caribbean and Bahamas  
**Status:** Sailing

**Ship:** MSC Meraviglia  
**Capacity (at 100% Occupancy):** 4,500  
**Built:** 2017  
**Homeport:** Port Canaveral (United States)  
**Itinerary:** Caribbean and Bahamas  
**Status:** Sailing

**Ship:** MSC Divina  
**Capacity (at 100% Occupancy):** 3,500  
**Built:** 2012  
**Homeport:** Miami (United States)  
**Itinerary:** Caribbean and Bahamas  
**Status:** Sailing

**Ship:** MSC Preziosa  
**Capacity (at 100% Occupancy):** 3,500  
**Built:** 2013  
**Homeport:** Rio de Janeiro (Brazil)  
**Itinerary:** Domestic Cruising in Brazil  
**Status:** Cruises suspended – first sailing now scheduled on February 6

**Ship:** MSC Fantasia  
**Capacity (at 100% Occupancy):** 3,300  
**Built:** 2008  
**Homeport:** Genoa (Italy)  
**Itinerary:** Week-long Western Mediterranean cruises with visits to Italy, Spain and France  
**Status:** Sailing

**Ship:** MSC Seaside  
**Capacity (at 100% Occupancy):** 4,140  
**Built:** 2017  
**Homeport:** Santos (Brazil)  
**Itinerary:** Domestic Cruising in Brazil  
**Status:** Cruises suspended – first sailing now scheduled on February 5

**Ship:** MSC Orchestra  
**Capacity (at 100% Occupancy):** 2,550  
**Built:** 2007  
**Homeport:** Durban (South Africa)  
**Itinerary:** South Africa and Mozambique  
**Status:** Sailing

**Ship:** MSC Splendida  
**Capacity (at 100% Occupancy):** 3,300  
**Built:** 2009  
**Homeport:** Santos (Brazil)  
**Itinerary:** Domestic Cruising in Brazil  
**Status:** Cruises suspended – first sailing now scheduled on February 6

**MSC Cruises Summary**

**Ships:** 13  
**Berths:** 50,316

---

• **Norwegian Cruise Line** •

**Ship:** Norwegian Gem  
**Capacity (at 100% Occupancy):** 2,430  
**Built:** 2007  
**Homeport:** New York City (United States)  
**Itinerary:** Southern and Eastern Caribbean  
**Status:** Sailing

**Ship:** Norwegian Epic  
**Capacity (at 100% Occupancy):** 4,200  
**Built:** 2010  
**Homeport:** San Juan (Puerto Rico)  
**Itinerary:** Southern and Eastern Caribbean  
**Status:** Sailing

**Ship:** Norwegian Getaway  
**Capacity (at 100% Occupancy):** 4,000  
**Built:** 2014  
**Homeport:** Miami and New York City (United States)  
**Itinerary:** Eastern, Western and Southern Caribbean  
**Status:** Sailing

**Ship:** Norwegian Breakaway  
**Capacity (at 100% Occupancy):** 4,000  
**Built:** 2013  
**Homeport:** New Orleans (United States)  
**Itinerary:** Western Caribbean  
**Status:** Sailing

**Ship:** Norwegian Bliss  
**Capacity (at 100% Occupancy):** 4,200  
**Built:** 2018  
**Homeport:** Los Angeles and Miami (United States)  
**Itinerary:** Mexican Riviera and Panama Canal  
**Status:** Sailing

Source: Cruise Industry News | [www.CruiseIndustryNews.com](http://www.CruiseIndustryNews.com)

**Ship:** Norwegian Escape  
**Capacity (at 100% Occupancy):** 4,200  
**Built:** 2015  
**Homeport:** Port Canaveral (United States)  
**Itinerary:** Eastern and Western Caribbean  
**Status:** Sailing

**Ship:** Norwegian Encore  
**Capacity (at 100% Occupancy):** 4,200  
**Built:** 2019  
**Homeport:** Miami (United States)  
**Itinerary:** Eastern Caribbean and Bahamas  
**Status:** Sailing

**Ship:** Norwegian Joy  
**Capacity (at 100% Occupancy):** 4,200  
**Built:** 2017  
**Homeport:** Miami (United States)  
**Itinerary:** Western Caribbean  
**Status:** Sailing

**Ship:** Norwegian Dawn  
**Capacity (at 100% Occupancy):** 2,200  
**Built:** 2002  
**Homeport:** Tampa (United States)  
**Itinerary:** Southern, Western and Eastern Caribbean  
**Status:** Sailing

**Ship:** Norwegian Pearl  
**Capacity (at 100% Occupancy):** 2,400  
**Built:** 2002  
**Homeport:** Miami (United States)  
**Itinerary:** Western Caribbean  
**Status:** Cruises suspended – first sailing now scheduled on February 7

### Norwegian Cruise Line Summary

**Ships:** 10  
**Berths:** 36,030

---

### • AIDA •

**Ship:** AIDAblu  
**Capacity (at 100% Occupancy):** 2,174  
**Built:** 2010  
**Homeport:** Palma de Mallorca (Spain) and Civitavecchia (Italy)  
**Itinerary:** Western Mediterranean  
**Status:** Sailing



**Ship:** AIDA*sol*  
**Capacity (at 100% Occupancy):** 2,174  
**Built:** 2011  
**Homeport:** Hamburg (Germany)  
**Itinerary:** Caribbean and Northern Europe  
**Status:** Sailing

**Ship:** AIDA*prima*  
**Capacity (at 100% Occupancy):** 3,250  
**Built:** 2016  
**Homeport:** Hamburg (Germany)  
**Itinerary:** Northern and Western Europe  
**Status:** Sailing

**Ship:** AIDA*perla*  
**Capacity (at 100% Occupancy):** 3,250  
**Built:** 2017  
**Homeport:** La Romana (Dominican Republic) and Bridgetown (Barbados)  
**Itinerary:** Southern and Eastern Caribbean  
**Status:** Sailing

**Ship:** AIDA*amar*  
**Capacity (at 100% Occupancy):** 2,174  
**Built:** 2012  
**Homeport:** Gran Canaria (Spain)  
**Itinerary:** Canary Islands and Madeira  
**Status:** Sailing

**Ship:** AIDA*stella*  
**Capacity (at 100% Occupancy):** 2,192  
**Built:** 2013  
**Homeport:** Palma de Mallorca (Spain)  
**Itinerary:** Western Mediterranean and Canary Islands  
**Status:** Sailing

**Ship:** AIDA*diva*  
**Capacity (at 100% Occupancy):** 2,030  
**Built:** 2007  
**Homeport:** La Romana (Dominican Republic)  
**Itinerary:** 14-night Eastern and Western Caribbean  
**Status:** Sailing

**Ship:** AIDA*bella*  
**Capacity (at 100% Occupancy):** 2,030  
**Built:** 2008  
**Homeport:** Dubai (UAE)  
**Itinerary:** Seven-night cruises to Qatar, Oman and Emirates  
**Status:** Cruises suspended – first sailing now scheduled on February 5

**Ship:** AIDAnova  
**Capacity (at 100% Occupancy):** 5,200  
**Built:** 2018  
**Homeport:** Gran Canaria and Tenerife (Spain)  
**Itinerary:** Canary Islands and Madeira  
**Status:** Sailing

**Ship:** AIDAcosma  
**Capacity (at 100% Occupancy):** 5,400  
**Built:** 2021  
**Homeport:** Hamburg (Germany)  
**Itinerary:** Northern and Western Europe  
**Status:** Planned – first sailing scheduled on February 26

### AIDA Summary

**Ships:** 10  
**Berths:** 29,874

---

## • Princess Cruises •

**Ship:** Regal Princess  
**Capacity (at 100% Occupancy):** 3,600  
**Built:** 2014  
**Homeport:** Fort Lauderdale (United States)  
**Itinerary:** Bahamas, Western and Eastern Caribbean  
**Status:** Sailing

**Ship:** Sky Princess  
**Capacity (at 100% Occupancy):** 3,660  
**Built:** 2019  
**Homeport:** Fort Lauderdale (United States)  
**Itinerary:** Bahamas, Western and Eastern Caribbean  
**Status:** Sailing

**Ship:** Grand Princess  
**Capacity (at 100% Occupancy):** 2,600  
**Built:** 1998  
**Homeport:** Los Angeles (United States)  
**Itinerary:** Baja, Sea of Cortez and Hawaii  
**Status:** Sailing

**Ship:** Majestic Princess  
**Capacity (at 100% Occupancy):** 3,600  
**Built:** 2017  
**Homeport:** Los Angeles (United States)  
**Itinerary:** Mexican Riviera  
**Status:** Sailing

**Ship:** Ruby Princess  
**Capacity (at 100% Occupancy):** 3,100  
**Built:** 2008  
**Homeport:** San Francisco (United States)  
**Itinerary:** Hawaii and Panama Canal  
**Status:** Sailing

**Ship:** Enchanted Princess  
**Capacity (at 100% Occupancy):** 3,660  
**Built:** 2020  
**Homeport:** Fort Lauderdale (United States)  
**Itinerary:** Ten-night Southern and Eastern Caribbean cruises  
**Status:** Sailing

**Ship:** Caribbean Princess  
**Capacity (at 100% Occupancy):** 3,100  
**Built:** 2004  
**Homeport:** Fort Lauderdale (United States)  
**Itinerary:** Bahamas, Western and Eastern Caribbean  
**Status:** Sailing

**Ship:** Emerald Princess  
**Capacity (at 100% Occupancy):** 3,100  
**Built:** 2007  
**Homeport:** Los Angeles and Fort Lauderdale (United States)  
**Itinerary:** Panama Canal and Southern Caribbean  
**Status:** Sailing

### Princess Cruises Summary

**Ships:** 8  
**Berths:** 26,420

---

## • Celebrity Cruises •

**Ship:** Celebrity Millennium  
**Capacity (at 100% Occupancy):** 1,950  
**Built:** 2000  
**Homeport:** Fort Lauderdale (United States)  
**Itinerary:** Caribbean and Bahamas  
**Status:** Sailing

**Ship:** Celebrity Apex  
**Capacity (at 100% Occupancy):** 2,900  
**Built:** 2020  
**Homeport:** Fort Lauderdale (United States)  
**Itinerary:** Bahamas, Western and Eastern Caribbean  
**Status:** Sailing



**Ship:** Celebrity Edge  
**Capacity (at 100% Occupancy):** 2,900  
**Built:** 2018  
**Homeport:** Fort Lauderdale (United States)  
**Itinerary:** Bahamas, Western and Eastern Caribbean  
**Status:** Sailing

**Ship:** Celebrity Flora  
**Capacity (at 100% Occupancy):** 100  
**Built:** 2019  
**Homeport:** Baltra (Ecuador)  
**Itinerary:** Galapagos Expeditions  
**Status:** Sailing

**Ship:** Celebrity Xpedition  
**Capacity (at 100% Occupancy):** 100  
**Built:** 2001  
**Homeport:** Baltra (Ecuador)  
**Itinerary:** Galapagos Expeditions  
**Status:** Sailing

**Ship:** Celebrity Equinox  
**Capacity (at 100% Occupancy):** 2,850  
**Built:** 2009  
**Homeport:** Fort Lauderdale (United States)  
**Itinerary:** Southern and Eastern Caribbean  
**Status:** Sailing

**Ship:** Celebrity Summit  
**Capacity (at 100% Occupancy):** 1,950  
**Built:** 2001  
**Homeport:** Miami (United States)  
**Itinerary:** Bahamas and Caribbean  
**Status:** Cruises suspended – first sailing now scheduled on February 14

**Ship:** Celebrity Reflection  
**Capacity (at 100% Occupancy):** 3,030  
**Built:** 2012  
**Homeport:** Fort Lauderdale (United States)  
**Itinerary:** Western and Eastern Caribbean  
**Status:** Sailing

**Ship:** Celebrity Constellation  
**Capacity (at 100% Occupancy):** 1,950  
**Built:** 2002  
**Homeport:** Tampa (United States)  
**Itinerary:** Western and Eastern Caribbean  
**Status:** Sailing

**Ship:** Celebrity Silhouette  
**Capacity (at 100% Occupancy):** 2,886  
**Built:** 2011  
**Homeport:** Fort Lauderdale (United States)  
**Itinerary:** Ten- and 11-night cruises to Southern and Eastern Caribbean  
**Status:** Sailing

**Ship:** Celebrity Xploration  
**Capacity (at 100% Occupancy):** 16  
**Built:** 2007  
**Homeport:** Baltra (Ecuador)  
**Itinerary:** The Galapagos – Los Lobos, Suarez Point, Cerro Brujo, Wall of Tears and more  
**Status:** Sailing

### Celebrity Cruises Summary

**Ships:** 11  
**Berths:** 20,632

---

## • Costa Cruises •

**Ship:** Costa Deliziosa  
**Capacity (at 100% Occupancy):** 2,260  
**Built:** 2010  
**Homeport:** La Romana and Santo Domingo (Dominican Republic)  
**Itinerary:** Eastern and Southern Caribbean  
**Status:** Sailing

**Ship:** Costa Firenze  
**Capacity (at 100% Occupancy):** 4,232  
**Built:** 2020  
**Homeport:** Dubai (UAE)  
**Itinerary:** Middle East visiting Oman and UAE  
**Status:** Cruises suspended – first sailing now scheduled on February 5

**Ship:** Costa Diadema  
**Capacity (at 100% Occupancy):** 3,700  
**Built:** 2014  
**Homeport:** Santos (Brazil)  
**Itinerary:** Domestic Cruising in Brazil  
**Status:** Cruises suspended – first sailing now scheduled on February 7

**Ship:** Costa Fascinosa  
**Capacity (at 100% Occupancy):** 3,012  
**Built:** 2012  
**Homeport:** Santos, Rio de Janeiro and Itajaí (Brazil)  
**Itinerary:** Domestic Cruising in Brazil  
**Status:** Cruises suspended – first sailing now scheduled on February 7

**Ship:** Costa Luminosa  
**Capacity (at 100% Occupancy):** 2,260  
**Built:** 2009  
**Homeport:** Savona (Italy)  
**Itinerary:** Western Mediterranean  
**Status:** Sailing

### Costa Cruises Summary

**Ships:** 5  
**Berths:** 15,464

---

## • P&O Cruises •

**Ship:** Britannia  
**Capacity (at 100% Occupancy):** 3,611  
**Built:** 2015  
**Homeport:** Bridgetown (Barbados)  
**Itinerary:** Southern and Eastern Caribbean  
**Status:** Sailing

**Ship:** Iona  
**Capacity (at 100% Occupancy):** 5,200  
**Built:** 2020  
**Homeport:** Southampton (England)  
**Itinerary:** Northern Europe and Canary Islands  
**Status:** Sailing

**Ship:** Ventura  
**Capacity (at 100% Occupancy):** 3,100  
**Built:** 2008  
**Homeport:** Southampton (England)  
**Itinerary:** Northern Europe and Caribbean  
**Status:** Sailing

**Ship:** Azura  
**Capacity (at 100% Occupancy):** 3,076  
**Built:** 2010  
**Homeport:** Bridgetown (Barbados)  
**Itinerary:** Southern and Eastern Caribbean  
**Status:** Sailing

### P&O Cruises Summary

**Ships:** 4  
**Berths:** 14,987

---



• **Holland America Line** •

**Ship:** Nieuw Amsterdam  
**Capacity (at 100% Occupancy):** 2,100  
**Built:** 2010  
**Homeport:** Fort Lauderdale (United States)  
**Itinerary:** Bahamas, Southern and Eastern Caribbean  
**Status:** Cruises suspended – first sailing now scheduled on February 12

**Ship:** Eurodam  
**Capacity (at 100% Occupancy):** 2,100  
**Built:** 2008  
**Homeport:** Fort Lauderdale (United States)  
**Itinerary:** Panama Canal and Southern Caribbean  
**Status:** Sailing

**Ship:** Koningsdam  
**Capacity (at 100% Occupancy):** 2,660  
**Built:** 2016  
**Homeport:** San Diego (United States)  
**Itinerary:** Mexican Riviera and Hawaii  
**Status:** Sailing

**Ship:** Rotterdam  
**Capacity (at 100% Occupancy):** 2,660  
**Built:** 2021  
**Homeport:** Fort Lauderdale (United States)  
**Itinerary:** Bahamas, Eastern, Western and Southern Caribbean  
**Status:** Sailing

**Ship:** Nieuw Statendam  
**Capacity (at 100% Occupancy):** 2,660  
**Built:** 2018  
**Homeport:** Fort Lauderdale (United States)  
**Itinerary:** Bahamas, Eastern and Southern Caribbean  
**Status:** Sailing

**Ship:** Zuiderdam  
**Capacity (at 100% Occupancy):** 1,900  
**Built:** 2002  
**Homeport:** San Diego and Fort Lauderdale (United States)  
**Itinerary:** Panama Canal, Hawaii and South Pacific  
**Status:** Sailing

**Holland America Line Summary**

**Ships:** 6  
**Berths:** 14,080

---

## • TUI Cruises •

**Ship:** Mein Schiff 2

**Capacity (at 100% Occupancy):** 2,900

**Built:** 2019

**Homeport:** La Romana (Dominican Republic) and Bridgetown (Barbados)

**Itinerary:** 14-night Southern and Eastern Caribbean

**Status:** Sailing

**Ship:** Mein Schiff 1

**Capacity (at 100% Occupancy):** 2,900

**Built:** 2018

**Homeport:** Bremerhaven (Germany)

**Itinerary:** Caribbean and Northern Europe

**Status:** Sailing

**Ship:** Mein Schiff 6

**Capacity (at 100% Occupancy):** 2,534

**Built:** 2018

**Homeport:** Dubai (UAE)

**Itinerary:** Seven-night cruises to Oman and Emirates

**Status:** Sailing

**Ship:** Mein Schiff 4

**Capacity (at 100% Occupancy):** 2,500

**Built:** 2015

**Homeport:** Gran Canaria (Spain)

**Itinerary:** Canary Islands and Madeira

**Status:** Sailing

**Ship:** Mein Schiff 3

**Capacity (at 100% Occupancy):** 2,500

**Built:** 2014

**Homeport:** Tenerife (Spain)

**Itinerary:** Canary Islands, Azores, Madeira and Cape Verde

**Status:** Sailing

### TUI Cruises Summary

**Ships:** 5

**Berths:** 13,334

---

## • Disney Cruise Line •

**Ship:** Disney Magic  
**Capacity (at 100% Occupancy):** 1,750  
**Built:** 1998  
**Homeport:** Miami (United States)  
**Itinerary:** Short cruises to the Bahamas and Mexico  
**Status:** Sailing

**Ship:** Disney Dream  
**Capacity (at 100% Occupancy):** 2,500  
**Built:** 2011  
**Homeport:** Port Canaveral (United States)  
**Itinerary:** Short cruises to the Bahamas, featuring stops at Castaway Cay  
**Status:** Sailing

**Ship:** Disney Fantasy  
**Capacity (at 100% Occupancy):** 2,500  
**Built:** 2012  
**Homeport:** Port Canaveral (United States)  
**Itinerary:** Bahamas, Western and Eastern Caribbean  
**Status:** Sailing

**Ship:** Disney Wonder  
**Capacity (at 100% Occupancy):** 1,750  
**Built:** 1999  
**Homeport:** New Orleans (United States)  
**Itinerary:** Western Caribbean  
**Status:** Sailing

### Disney Cruise Line Summary

**Ships:** 4  
**Berths:** 8,500

---

## • Dream Cruises •

**Ship:** World Dream  
**Capacity (at 100% Occupancy):** 3,400  
**Built:** 2017  
**Homeport:** Singapore  
**Itinerary:** Short cruises to nowhere, exclusive to local residents  
**Status:** Sailing

**Ship:** Genting Dream

**Capacity (at 100% Occupancy):** 3,400

**Built:** 2016

**Homeport:** Hong Kong

**Itinerary:** Short cruises to nowhere, exclusive to local residents

**Status:** Cruises suspended – first sailing now scheduled on February 4

### Dream Cruises Summary

**Ships:** 2

**Berths:** 6,800

---

## • Viking Cruises •

**Ship:** Viking Venus

**Capacity (at 100% Occupancy):** 930

**Built:** 2021

**Homeport:** Tilbury (England) and Bergen (Norway)

**Itinerary:** Norwegian Fjords

**Status:** Sailing

**Ship:** Viking Sky

**Capacity (at 100% Occupancy):** 930

**Built:** 2017

**Homeport:** Piraeus (Greece) and Civitavecchia (Italy)

**Itinerary:** Western and Eastern Mediterranean

**Status:** Sailing

**Ship:** Viking Sea

**Capacity (at 100% Occupancy):** 930

**Built:** 2016

**Homeport:** San Juan (Puerto Rico)

**Itinerary:** Eastern and Southern Caribbean

**Status:** Sailing

**Ship:** Viking Jupiter

**Capacity (at 100% Occupancy):** 930

**Built:** 2019

**Homeport:** Buenos Aires (Argentina) and Valparaiso (Chile)

**Itinerary:** South America – Chile, Argentina, Uruguay and the Falklands

**Status:** Sailing

**Ship:** Viking Orion

**Capacity (at 100% Occupancy):** 930

**Built:** 2018

**Homeport:** Los Angeles and Fort Lauderdale (United States)

**Itinerary:** Panama Canal and Western Caribbean

**Status:** Sailing



**Ship:** Viking Star  
**Capacity (at 100% Occupancy):** 930  
**Built:** 2015  
**Homeport:** Los Angeles (United States)  
**Itinerary:** 118-night World Cruise  
**Status:** Sailing

**Ship:** Viking Octantis  
**Capacity (at 100% Occupancy):** 378  
**Built:** 2021  
**Homeport:** Ushuaia (Argentina)  
**Itinerary:** Antarctica  
**Status:** Sailing

### Viking Cruises Summary

**Ships:** 7  
**Berths:** 5,958

---

## • Cunard Line •

**Ship:** Queen Elizabeth  
**Capacity (at 100% Occupancy):** 2,092  
**Built:** 2010  
**Homeport:** Southampton (England)  
**Itinerary:** Western Europe and Canary Islands  
**Status:** Sailing

**Ship:** Queen Mary 2  
**Capacity (at 100% Occupancy):** 2,620  
**Built:** 2004  
**Homeport:** Southampton (England) and New York (United States)  
**Itinerary:** Canary Islands and Northern Europe  
**Status:** Sailing

### Cunard Line Summary

**Ships:** 2  
**Berths:** 4,712

---

## • Marella Cruises •

**Ship:** Marella Explorer  
**Capacity (at 100% Occupancy):** 1,850  
**Built:** 1996  
**Homeport:** Gran Canaria and Tenerife (Spain)  
**Itinerary:** Canary Islands and Madeira  
**Status:** Sailing

**Ship:** Marella Discovery  
**Capacity (at 100% Occupancy):** 1,804  
**Built:** 1996  
**Homeport:** Bridgetown (Barbados)  
**Itinerary:** Southern and Eastern Caribbean  
**Status:** Sailing

### Marella Cruises Summary

**Ships:** 2  
**Berths:** 3,654

---

## • Oceania •

**Ship:** Marina  
**Capacity (at 100% Occupancy):** 1,260  
**Built:** 2011  
**Homeport:** Miami (United States) and Panama City (Panama)  
**Itinerary:** Western Caribbean and Panama Canal  
**Status:** Sailing

**Ship:** Riviera  
**Capacity (at 100% Occupancy):** 1,260  
**Built:** 2012  
**Homeport:** Miami (United States)  
**Itinerary:** Western and Eastern Caribbean  
**Status:** Sailing

**Ship:** Insignia  
**Capacity (at 100% Occupancy):** 684  
**Built:** 1999  
**Homeport:** Los Angeles (United States)  
**Itinerary:** 180-night World Cruise  
**Status:** Sailing

### Oceania Summary

**Ships:** 3  
**Berths:** 3,204

---

## • Virgin Voyages •

**Ship:** Scarlet Lady  
**Capacity (at 100% Occupancy):** 2,770  
**Built:** 2020  
**Homeport:** Miami (United States)  
**Itinerary:** Four- and five-night Bahamas and Caribbean cruises  
**Status:** Sailing

### Virgin Voyages Summary

**Ships:** 1  
**Berths:** 2,770

---

## • Fred. Olsen Cruise Lines •

**Ship:** Borealis  
**Capacity (at 100% Occupancy):** 1,320  
**Built:** 1997  
**Homeport:** Liverpool (England)  
**Itinerary:** Northern Europe and Canary Islands  
**Status:** Cruises suspended – first sailing now scheduled on February 11

**Ship:** Bolette  
**Capacity (at 100% Occupancy):** 1,380  
**Built:** 2000  
**Homeport:** Southampton (England)  
**Itinerary:** Northern Europe and Mediterranean  
**Status:** Sailing

### Fred. Olsen Cruise Lines Summary

**Ships:** 2  
**Berths:** 2,700

---

## • Hurtigruten •

**Ship:** Otto Sverdrup  
**Capacity (at 100% Occupancy):** 500  
**Built:** 2002  
**Homeport:** Hamburg (Germany)  
**Itinerary:** Norway – Fjords and North Cape  
**Status:** Sailing

**Ship:** Maud  
**Capacity (at 100% Occupancy):** 500  
**Built:** 2003  
**Homeport:** Dover (England)  
**Itinerary:** Norway - Fjords and North Cape  
**Status:** Sailing

**Ship:** Roald Amundsen  
**Capacity (at 100% Occupancy):** 530  
**Built:** 2019  
**Homeport:** Punta Arenas (Chile)  
**Itinerary:** Antarctica and Falklands  
**Status:** Sailing

**Ship:** Fram  
**Capacity (at 100% Occupancy):** 250  
**Built:** 2007  
**Homeport:** Punta Arenas (Chile)  
**Itinerary:** Antarctica and Falklands  
**Status:** Sailing

**Ship:** Santa Cruz II  
**Capacity (at 100% Occupancy):** 90  
**Built:** 2002  
**Homeport:** Baltra (Ecuador)  
**Itinerary:** Galapagos Expeditions  
**Status:** Sailing

**Ship:** Fridtjof Nansen  
**Capacity (at 100% Occupancy):** 530  
**Built:** 2020  
**Homeport:** Hamburg (Germany)  
**Itinerary:** Norway – Fjords and North Cape  
**Status:** Sailing

### Hurtigruten Summary

**Ships:** 6  
**Berths:** 2,400

---

### • Regent Seven Seas •

**Ship:** Seven Seas Splendor  
**Capacity (at 100% Occupancy):** 750  
**Built:** 2020  
**Homeport:** Miami (United States)  
**Itinerary:** Western and Eastern Caribbean  
**Status:** Sailing



**Ship:** Seven Seas Explorer  
**Capacity (at 100% Occupancy):** 750  
**Built:** 2016  
**Homeport:** Miami (United States)  
**Itinerary:** Western and Eastern Caribbean  
**Status:** Sailing

**Ship:** Seven Seas Mariner  
**Capacity (at 100% Occupancy):** 720  
**Built:** 2001  
**Homeport:** Miami (United States)  
**Itinerary:** 31-night Caribbean cruise  
**Status:** Sailing

### Regent Seven Seas Summary

**Ships:** 3  
**Berths:** 2,220

---

## • Silversea Cruises •

**Ship:** Silver Moon  
**Capacity (at 100% Occupancy):** 596  
**Built:** 2020  
**Homeport:** Bridgetown (Barbados) and Montevideo (Uruguay)  
**Itinerary:** South America and Caribbean  
**Status:** Sailing

**Ship:** Silver Origin  
**Capacity (at 100% Occupancy):** 100  
**Built:** 2020  
**Homeport:** San Cristobal (Ecuador)  
**Itinerary:** Galapagos Expeditions  
**Status:** Sailing

**Ship:** Silver Spirit  
**Capacity (at 100% Occupancy):** 608  
**Built:** 2009  
**Homeport:** Fort Lauderdale (United States) and Bridgetown (Barbados)  
**Itinerary:** Southern and Eastern Caribbean  
**Status:** Sailing

**Ship:** Silver Cloud  
**Capacity (at 100% Occupancy):** 260  
**Built:** 1994  
**Homeport:** Punta Arenas (Chile)  
**Itinerary:** Antarctica  
**Status:** Sailing

Source: Cruise Industry News | [www.CruiseIndustryNews.com](http://www.CruiseIndustryNews.com)

**Ship:** Silver Explorer  
**Capacity (at 100% Occupancy):** 132  
**Built:** 1989  
**Homeport:** Puerto Williams (Chile)  
**Itinerary:** Antarctica  
**Status:** Sailing

**Ship:** Silver Whisper  
**Capacity (at 100% Occupancy):** 396  
**Built:** 2001  
**Homeport:** Fort Lauderdale (United States)  
**Itinerary:** 138-night World Cruise  
**Status:** Sailing

### Silversea Cruises Summary

**Ships:** 6  
**Berths:** 2,092

---

## • Saga Cruises •

**Ship:** Spirit of Discovery  
**Capacity (at 100% Occupancy):** 1,000  
**Built:** 2019  
**Homeport:** Southampton (England)  
**Itinerary:** 30-night Caribbean itinerary roundtrip from England  
**Status:** Sailing

**Ship:** Spirit of Adventure  
**Capacity (at 100% Occupancy):** 1,000  
**Built:** 2020  
**Homeport:** Southampton (England)  
**Itinerary:** Northern Europe and Caribbean  
**Status:** Sailing

### Saga Cruises Summary

**Ships:** 2  
**Berths:** 2,000

---

## • Phoenix Reisen •

**Ship:** Artania  
**Capacity (at 100% Occupancy):** 1,200  
**Built:** 1984  
**Homeport:** Hamburg (Germany)  
**Itinerary:** Canary Islands and Madeira  
**Status:** Sailing

**Ship:** Amadea  
**Capacity (at 100% Occupancy):** 584  
**Built:** 1991  
**Homeport:** Palma de Mallorca (Spain)  
**Itinerary:** Mediterranean and Canary Islands  
**Status:** Sailing

**Phoenix Reisen Summary**

**Ships:** 2  
**Berths:** 1,784

---

• **Ponant** •

**Ship:** Le Jacques Cartier  
**Capacity (at 100% Occupancy):** 180  
**Built:** 2020  
**Homeport:** Victoria (Seychelles)  
**Itinerary:** Indian Ocean and Seychelles  
**Status:** Sailing

**Ship:** Le Lyrial  
**Capacity (at 100% Occupancy):** 264  
**Built:** 2015  
**Homeport:** Ushuaia (Argentina)  
**Itinerary:** Antarctica  
**Status:** Sailing

**Ship:** Le Bougainville  
**Capacity (at 100% Occupancy):** 180  
**Built:** 2019  
**Homeport:** Victoria (Seychelles)  
**Itinerary:** Indian Ocean and Seychelles  
**Status:** Sailing

**Ship:** Le Commandant Charcot  
**Capacity (at 100% Occupancy):** 270  
**Built:** 2021  
**Homeport:** Punta Arenas (Chile)  
**Itinerary:** Antarctica  
**Status:** Sailing

**Ship:** Le Champlain  
**Capacity (at 100% Occupancy):** 180  
**Built:** 2018  
**Homeport:** Santo Domingo (Dominican Republic) and Fort de France (Martinique)  
**Itinerary:** Caribbean  
**Status:** Sailing

Source: Cruise Industry News | [www.CruiseIndustryNews.com](http://www.CruiseIndustryNews.com)

**Ship:** L'Austral  
**Capacity (at 100% Occupancy):** 260  
**Built:** 2010  
**Homeport:** Ushuaia (Argentina)  
**Itinerary:** Antarctica  
**Status:** Sailing

**Ship:** Le Boreal  
**Capacity (at 100% Occupancy):** 260  
**Built:** 2009  
**Homeport:** Ushuaia (Argentina)  
**Itinerary:** Antarctica, Falklands and South Georgia  
**Status:** Sailing

**Ship:** Le Dumont D'Urville  
**Capacity (at 100% Occupancy):** 180  
**Built:** 2019  
**Homeport:** Fort de France (Martinique), Bridgetown (Barbados) and Vieux Fort (St. Lucia)  
**Itinerary:** Eastern and Southern Caribbean  
**Status:** Sailing

#### **Ponant Summary**

**Ships:** 8  
**Berths:** 1,774

---

### • Seabourn •

**Ship:** Seabourn Ovation  
**Capacity (at 100% Occupancy):** 604  
**Built:** 2018  
**Homeport:** Miami (United States)  
**Itinerary:** Western Caribbean and Panama Canal  
**Status:** Sailing

**Ship:** Seabourn Odyssey  
**Capacity (at 100% Occupancy):** 450  
**Built:** 2009  
**Homeport:** Bridgetown (Barbados) and Philipsburg (St. Maarten)  
**Itinerary:** Eastern and Southern Caribbean  
**Status:** Sailing



**Ship:** Seabourn Encore  
**Capacity (at 100% Occupancy):** 604  
**Built:** 2016  
**Homeport:** Lisbon (Portugal)  
**Itinerary:** Canary Islands and Madeira  
**Status:** Planned – first sailing scheduled on February 19

**Seabourn Summary**

**Ships:** 3  
**Berths:** 1,658

---

• **Hapag-Lloyd Cruises** •

**Ship:** Europa 2  
**Capacity (at 100% Occupancy):** 516  
**Built:** 2013  
**Homeport:** Port Louis (Mauritius) and Cape Town (South Africa)  
**Itinerary:** Indian Ocean and South Africa  
**Status:** Sailing

**Ship:** Hanseatic Inspiration  
**Capacity (at 100% Occupancy):** 230  
**Built:** 2019  
**Homeport:** Ushuaia (Argentina)  
**Itinerary:** Antarctica and South America  
**Status:** Sailing

**Ship:** Hanseatic Nature  
**Capacity (at 100% Occupancy):** 230  
**Built:** 2019  
**Homeport:** Ushuaia (Argentina) and Montevideo (Uruguay)  
**Itinerary:** Antarctica and South America  
**Status:** Sailing

**Ship:** Europa  
**Capacity (at 100% Occupancy):** 408  
**Built:** 1999  
**Homeport:** Dubai (UAE) and Port Louis (Mauritius)  
**Itinerary:** Middle East and Indian Ocean  
**Status:** Sailing

**Ship:** Hanseatic Spirit  
**Capacity (at 100% Occupancy):** 230  
**Built:** 2021  
**Homeport:** Hamburg (Germany)  
**Itinerary:** Norway and Lapland  
**Status:** Sailing

#### Hapag-Lloyd Cruises Summary

**Ships:** 5  
**Berths:** 1,614

---

### • Cordelia Cruises •

**Ship:** Empress  
**Capacity (at 100% Occupancy):** 1,607  
**Built:** 1990  
**Homeport:** Mumbai (India)  
**Itinerary:** Domestic Cruising in India  
**Status:** Sailing

#### Cordelia Cruises Summary

**Ships:** 1  
**Berths:** 1,607

---

### • Nicko Cruises •

**Ship:** World Voyager  
**Capacity (at 100% Occupancy):** 200  
**Built:** 2020  
**Homeport:** Cozumel (Mexico) and Philipsburg (St. Maarten)  
**Itinerary:** Western and Eastern Caribbean  
**Status:** Sailing

**Ship:** Vasco da Gama  
**Capacity (at 100% Occupancy):** 1,266  
**Built:** 1994  
**Homeport:** Gran Canaria (Spain)  
**Itinerary:** Canaries, Madeira, Cape Verde and Africa  
**Status:** Sailing

#### Nicko Cruises Summary

**Ships:** 2  
**Berths:** 1,466

---

## • Azamara •

**Ship:** Azamara Quest  
**Capacity (at 100% Occupancy):** 710  
**Built:** 2000  
**Homeport:** Miami (United States)  
**Itinerary:** Eastern and Western Caribbean  
**Status:** Sailing

**Ship:** Azamara Journey  
**Capacity (at 100% Occupancy):** 718  
**Built:** 2000  
**Homeport:** Gran Canaria (Spain)  
**Itinerary:** Wrapping up a season in the Canaries and Madeira  
**Status:** Sailing

### Azamara Summary

**Ships:** 2  
**Berths:** 1,428

---

## • Bahamas Paradise Cruise Line •

**Ship:** Grand Classica  
**Capacity (at 100% Occupancy):** 1,300  
**Built:** 1991  
**Homeport:** Palm Beach (United States)  
**Itinerary:** Two-night cruises to Freeport, Bahamas  
**Status:** Sailing

### Bahamas Paradise Cruise Line Summary

**Ships:** 1  
**Berths:** 1,300

---

## • Windstar Cruises •

**Ship:** Star Breeze  
**Capacity (at 100% Occupancy):** 312  
**Built:** 1989  
**Homeport:** Papeete (Tahiti)  
**Itinerary:** Tahiti and South Pacific  
**Status:** Sailing

**Ship:** Wind Star  
**Capacity (at 100% Occupancy):** 148  
**Built:** 1986  
**Homeport:** Colón (Panama) and Bridgetown (Barbados)  
**Itinerary:** Southern and Eastern Caribbean  
**Status:** Sailing

**Ship:** Wind Surf  
**Capacity (at 100% Occupancy):** 312  
**Built:** 1990  
**Homeport:** Philipsburg (St. Maarten), Cozumel (Mexico) and Oranjestad (Aruba)  
**Itinerary:** Western, Eastern and Southern Caribbean  
**Status:** Sailing

**Ship:** Star Legend  
**Capacity (at 100% Occupancy):** 312  
**Built:** 1992  
**Homeport:** Philipsburg (St. Maarten)  
**Itinerary:** Southern and Eastern Caribbean  
**Status:** Sailing

#### Windstar Cruises Summary

**Ships:** 4  
**Berths:** 1,084

---

### • Viking Cruises China •

**Ship:** Zhao Shang Yi Dun (Viking Sun)  
**Capacity (at 100% Occupancy):** 930  
**Built:** 2017  
**Homeport:** Shenzhen (China)  
**Itinerary:** China Domestic Cruises  
**Status:** Planned – first sailing scheduled on February 13

#### Viking Cruises China Summary

**Ships:** 1  
**Berths:** 930

---

### • Lindblad Expeditions •

**Ship:** National Geographic Endeavour II  
**Capacity (at 100% Occupancy):** 96  
**Built:** 2005  
**Homeport:** Baltra (Ecuador)  
**Itinerary:** Galapagos Expeditions  
**Status:** Sailing



**Ship:** National Geographic Quest  
**Capacity (at 100% Occupancy):** 100  
**Built:** 2017  
**Homeport:** Puerto Caldera (Costa Rica) and Colón (Panama)  
**Itinerary:** Central America – Costa Rica, Panama Canal and Panama  
**Status:** Sailing

**Ship:** National Geographic Venture  
**Capacity (at 100% Occupancy):** 100  
**Built:** 2018  
**Homeport:** Loreto and Guaymas (Mexico)  
**Itinerary:** Baja California and Sea of Cortez  
**Status:** Sailing

**Ship:** National Geographic Islander  
**Capacity (at 100% Occupancy):** 46  
**Built:** 1995  
**Homeport:** Baltra (Ecuador)  
**Itinerary:** Galapagos Expeditions  
**Status:** Sailing

**Ship:** National Geographic Endurance  
**Capacity (at 100% Occupancy):** 126  
**Built:** 2020  
**Homeport:** Ushuaia (Argentina)  
**Itinerary:** Antarctica and South Georgia and the Falklands  
**Status:** Sailing

**Ship:** National Geographic Explorer  
**Capacity (at 100% Occupancy):** 148  
**Built:** 1982  
**Homeport:** Ushuaia (Argentina)  
**Itinerary:** Antarctica, South Georgia and the Falklands  
**Status:** Sailing

**Ship:** National Geographic Resolution  
**Capacity (at 100% Occupancy):** 126  
**Built:** 2021  
**Homeport:** Ushuaia (Argentina)  
**Itinerary:** Antarctica, South Georgia and the Falklands  
**Status:** Sailing

**Ship:** National Geographic Sea Bird  
**Capacity (at 100% Occupancy):** 62  
**Built:** 1982  
**Homeport:** Guaymas (Mexico)  
**Itinerary:** Magdalena Bay  
**Status:** Sailing

**Ship:** National Geographic Sea Lion  
**Capacity (at 100% Occupancy):** 62  
**Built:** 1982  
**Homeport:** Belize City (Belize)  
**Itinerary:** Belize  
**Status:** Sailing

### Lindblad Expeditions Summary

**Ships:** 9  
**Berths:** 866

---

## • American Cruise Lines •

**Ship:** American Heritage  
**Capacity (at 100% Occupancy):** 149  
**Built:** 2015  
**Homeport:** New Orleans and Memphis (United States)  
**Itinerary:** Mississippi River  
**Status:** Planned – first sailing scheduled on February 26

**Ship:** American Melody  
**Capacity (at 100% Occupancy):** 195  
**Built:** 2021  
**Homeport:** New Orleans and Memphis (United States)  
**Itinerary:** Mississippi River  
**Status:** Planned – first sailing scheduled on February 18

**Ship:** American Independence  
**Capacity (at 100% Occupancy):** 114  
**Built:** 2010  
**Homeport:** Jacksonville and Charleston (United States)  
**Itinerary:** Southeast USA  
**Status:** Planned – first sailing scheduled on February 26

**Ship:** American Splendor  
**Capacity (at 100% Occupancy):** 185  
**Built:** 2016  
**Homeport:** New Orleans (United States)  
**Itinerary:** Mississippi River  
**Status:** Planned – first sailing scheduled on February 27

**Ship:** American Star  
**Capacity (at 100% Occupancy):** 100  
**Built:** 2007  
**Homeport:** Jacksonville (United States)  
**Itinerary:** Rivers of Florida  
**Status:** Planned – first sailing scheduled on February 26

**American Cruise Lines Summary**

**Ships:** 5  
**Berths:** 743

---

• **American Queen Voyages** •

**Ship:** American Queen  
**Capacity (at 100% Occupancy):** 436  
**Built:** 1994  
**Homeport:** New Orleans and Memphis (United States)  
**Itinerary:** Mississippi River  
**Status:** Planned – first sailing scheduled on February 20

**Ship:** Ocean Voyager  
**Capacity (at 100% Occupancy):** 202  
**Built:** 2001  
**Homeport:** Jacksonville (United States)  
**Itinerary:** Southeast USA and Bahamas  
**Status:** Sailing

**American Queen Voyages Summary**

**Ships:** 2  
**Berths:** 638

---

• **Mitsui O.S.K. Passenger Line** •

**Ship:** Nippon Maru  
**Capacity (at 100% Occupancy):** 600  
**Built:** 1990  
**Homeport:** Yokohama, Nagoya, Kobe and Hiroshima (Japan)  
**Itinerary:** Domestic Cruising in Japan  
**Status:** Planned – first sailing scheduled on February 10

**Mitsui O.S.K. Passenger Line Summary**

**Ships:** 1  
**Berths:** 600

---

## • Semester at Sea •

**Ship:** World Odyssey  
**Capacity (at 100% Occupancy):** 520  
**Built:** 1998  
**Homeport:** Naples (Italy)  
**Itinerary:** Mediterranean and Northern Europe  
**Status:** Sailing

### Semester at Sea Summary

**Ships:** 1  
**Berths:** 520

---

## • Star Clippers •

**Ship:** Royal Clipper  
**Capacity (at 100% Occupancy):** 224  
**Built:** 2000  
**Homeport:** Bridgetown (Barbados)  
**Itinerary:** Caribbean  
**Status:** Sailing

**Ship:** Star Flyer  
**Capacity (at 100% Occupancy):** 180  
**Built:** 1992  
**Homeport:** Philipsburg (St. Maarten)  
**Itinerary:** Caribbean  
**Status:** Sailing

### Star Clippers Summary

**Ships:** 2  
**Berths:** 404

---

## • Club Med •

**Ship:** Club Med 2  
**Capacity (at 100% Occupancy):** 392  
**Built:** 1992  
**Homeport:** Fort de France (Martinique) and Cayenne (French Guiana)  
**Itinerary:** Caribbean and South America  
**Status:** Sailing

### Club Med Summary

**Ships:** 1  
**Berths:** 392

---

## • Paul Gauguin Cruises •

**Ship:** Paul Gauguin  
**Capacity (at 100% Occupancy):** 320  
**Built:** 1997  
**Homeport:** Papeete (Tahiti)  
**Itinerary:** Tahiti and Society Islands  
**Status:** Sailing

### Paul Gauguin Cruises Summary

**Ships:** 1  
**Berths:** 320

---

## • CroisiEurope •

**Ship:** La Belle des Oceans  
**Capacity (at 100% Occupancy):** 120  
**Built:** 1989  
**Homeport:** Arrecife and Tenerife (Spain)  
**Itinerary:** Canary Islands  
**Status:** Sailing

**Ship:** La Belle de l'Adriatique  
**Capacity (at 100% Occupancy):** 176  
**Built:** 2007  
**Homeport:** Hurghada (Egypt)  
**Itinerary:** Red Sea cruises visiting Egypt and Jordan  
**Status:** Sailing

### CroisiEurope Summary

**Ships:** 2  
**Berths:** 296

---

## • Aranui Cruises •

**Ship:** Aranui 5  
**Capacity (at 100% Occupancy):** 254  
**Built:** 2015  
**Homeport:** Papeete (Tahiti)  
**Itinerary:** Marquesas Islands  
**Status:** Sailing

### Aranui Cruises Summary

**Ships:** 1  
**Berths:** 254

---



## • Scenic Group •

**Ship:** Scenic Eclipse  
**Capacity (at 100% Occupancy):** 228  
**Built:** 2019  
**Homeport:** Ushuaia (Argentina)  
**Itinerary:** Antarctic Peninsula  
**Status:** Sailing

### Scenic Group Summary

**Ships:** 1  
**Berths:** 228

---

## • SeaDream •

**Ship:** SeaDream I  
**Capacity (at 100% Occupancy):** 110  
**Built:** 1984  
**Homeport:** Bridgetown (Barbados) and Marigot (Saint Martin)  
**Itinerary:** Caribbean  
**Status:** Sailing

**Ship:** SeaDream II  
**Capacity (at 100% Occupancy):** 110  
**Built:** 1985  
**Homeport:** St. Thomas (U.S. Virgin Islands) and San Juan (Puerto Rico)  
**Itinerary:** Caribbean  
**Status:** Sailing

### SeaDream Summary

**Ships:** 2  
**Berths:** 220

---

## • Cruceros Australis •

**Ship:** Ventus Australis  
**Capacity (at 100% Occupancy):** 210  
**Built:** 2018  
**Homeport:** Punta Arenas (Chile)  
**Itinerary:** Patagonia  
**Status:** Sailing

### Cruceros Australis Summary

**Ships:** 1  
**Berths:** 210

---

## • ResidenSea •

**Ship:** The World  
**Capacity (at 100% Occupancy):** 200  
**Built:** 2002  
**Homeport:** N/A  
**Itinerary:** Tahiti and South Pacific  
**Status:** Sailing

### ResidenSea Summary

**Ships:** 1  
**Berths:** 200

---

## • Atlas Ocean Voyages •

**Ship:** World Navigator  
**Capacity (at 100% Occupancy):** 200  
**Built:** 2021  
**Homeport:** Ushuaia (Argentina)  
**Itinerary:** Antarctica  
**Status:** Sailing

### Atlas Ocean Voyages Summary

**Ships:** 1  
**Berths:** 200

---

## • Quark Expeditions •

**Ship:** Ultramarine  
**Capacity (at 100% Occupancy):** 199  
**Built:** 2021  
**Homeport:** Ushuaia (Argentina)  
**Itinerary:** Antarctica  
**Status:** Cruises suspended – first sailing now scheduled on February 11

### Quark Expeditions Summary

**Ships:** 1  
**Berths:** 199

---

## • Coral Expeditions •

**Ship:** Coral Discoverer  
**Capacity (at 100% Occupancy):** 72  
**Built:** 2005  
**Homeport:** Hobart (Australia)  
**Itinerary:** Tasmania  
**Status:** Sailing

**Ship:** Coral Adventurer  
**Capacity (at 100% Occupancy):** 120  
**Built:** 2019  
**Homeport:** Hobart and Melbourne (Australia)  
**Itinerary:** Australia Expeditions  
**Status:** Planned – first sailing scheduled on February 16

### Coral Expeditions Summary

**Ships:** 2  
**Berths:** 192

---

## • Aurora Expeditions •

**Ship:** Greg Mortimer  
**Capacity (at 100% Occupancy):** 160  
**Built:** 2019  
**Homeport:** Punta Arenas (Chile)  
**Itinerary:** Antarctica  
**Status:** Sailing

### Aurora Expeditions Summary

**Ships:** 1  
**Berths:** 160

---

## • Albatros Expeditions •

**Ship:** Ocean Victory  
**Capacity (at 100% Occupancy):** 160  
**Built:** 2021  
**Homeport:** Ushuaia (Argentina)  
**Itinerary:** Antarctica and South Georgia  
**Status:** Sailing

### Albatros Expeditions Summary

**Ships:** 1  
**Berths:** 160

---

## • Swan Hellenic •

**Ship:** SH Minerva  
**Capacity (at 100% Occupancy):** 152  
**Built:** 2021  
**Homeport:** Ushuaia (Argentina)  
**Itinerary:** Antarctica  
**Status:** Sailing

### Swan Hellenic Summary

**Ships:** 1  
**Berths:** 152

---

## • Vantage Cruise Line •

**Ship:** Ocean Explorer  
**Capacity (at 100% Occupancy):** 140  
**Built:** 2021  
**Homeport:** Montevideo (Uruguay) and Ushuaia (Argentina)  
**Itinerary:** Antarctica, South Georgia and the Falklands  
**Status:** Sailing

### Vantage Cruise Line Summary

**Ships:** 1  
**Berths:** 140

---

## • Poseidon Expeditions •

**Ship:** Sea Spirit  
**Capacity (at 100% Occupancy):** 114  
**Built:** 1991  
**Homeport:** Ushuaia (Argentina)  
**Itinerary:** Antarctica  
**Status:** Cruises suspended – first sailing now scheduled on February 8

### Poseidon Expeditions Summary

**Ships:** 1  
**Berths:** 114

---

## • APT •

**Ship:** Caledonian Sky  
**Capacity (at 100% Occupancy):** 114  
**Built:** 1991  
**Homeport:** Hobart and Adelaide (Australia)  
**Itinerary:** Tasmania and South Australia  
**Status:** Sailing

### APT Summary

**Ships:** 1  
**Berths:** 114

---

## • Grand Circle •

**Ship:** Corinthian  
**Capacity (at 100% Occupancy):** 100  
**Built:** 1990  
**Homeport:** Ushuaia (Argentina)  
**Itinerary:** Antarctica  
**Status:** Sailing

### Grand Circle Summary

**Ships:** 1  
**Berths:** 100

---

## • UnCruise Adventures •

**Ship:** Safari Explorer  
**Capacity (at 100% Occupancy):** 36  
**Built:** 1998  
**Homeport:** Molokai and Hawai'i (United States)  
**Itinerary:** Hawaiian Islands  
**Status:** Sailing

**Ship:** Safari Voyager  
**Capacity (at 100% Occupancy):** 64  
**Built:** 1982  
**Homeport:** La Paz (Mexico)  
**Itinerary:** Baja Mexico  
**Status:** Sailing

### UnCruise Adventures Summary

**Ships:** 2  
**Berths:** 100

---



## • Antarctica21 •

**Ship:** Magellan Explorer  
**Capacity (at 100% Occupancy):** 100  
**Built:** 2019  
**Homeport:** Punta Arenas (Chile)  
**Itinerary:** Antarctica  
**Status:** Sailing

### Antarctica21 Summary

**Ships:** 1  
**Berths:** 100

---

## • Metropolitan Touring •

**Ship:** Isabela I  
**Capacity (at 100% Occupancy):** 40  
**Built:** 1979  
**Homeport:** Baltra (Ecuador)  
**Itinerary:** Galapagos Expeditions  
**Status:** Sailing

**Ship:** La Pinta  
**Capacity (at 100% Occupancy):** 48  
**Built:** 1979  
**Homeport:** Baltra (Ecuador)  
**Itinerary:** Galapagos Expeditions  
**Status:** Sailing

### Metropolitan Touring Summary

**Ships:** 2  
**Berths:** 88

---

## • Heritage Expeditions •

**Ship:** Heritage Explorer  
**Capacity (at 100% Occupancy):** 18  
**Built:** 2004  
**Homeport:** Paihia and Auckland (New Zealand)  
**Itinerary:** New Zealand Expeditions  
**Status:** Sailing

**Ship:** Spirit of Enderby  
**Capacity (at 100% Occupancy):** 50  
**Built:** 1983  
**Homeport:** Invercargill (New Zealand)  
**Itinerary:** Antarctica and the Ross Sea  
**Status:** Sailing

### Heritage Expeditions Summary

**Ships:** 2  
**Berths:** 68

---

## • Hebridean Island Cruises •

**Ship:** Hebridean Princess  
**Capacity (at 100% Occupancy):** 49  
**Built:** 1964  
**Homeport:** Greenock (Scotland)  
**Itinerary:** Clyde River  
**Status:** Planned – first sailing scheduled on February 28

### Hebridean Island Cruises Summary

**Ships:** 1  
**Berths:** 49

---

## • Variety Cruises •

**Ship:** Pegasos  
**Capacity (at 100% Occupancy):** 44  
**Built:** 1990  
**Homeport:** Victoria (Seychelles)  
**Itinerary:** Seychelles and Indian Ocean  
**Status:** Sailing

### Variety Cruises Summary

**Ships:** 1  
**Berths:** 44

---

## • True North Cruises •

**Ship:** True North

**Capacity (at 100% Occupancy):** 36

**Built:** 2005

**Homeport:** Fremantle (Australia)

**Itinerary:** Australia Expeditions

**Status:** Sailing

### True North Cruises Summary

**Ships:** 1

**Berths:** 36

---